















# D & H Canal Linear Park

*A Sullivan County  
New York Park*

**LEGEND:**

	PARKLAND		GROUP PARKING AREA (>3 CARS)
	STATE FOREST		SMALL PARKING AREA (1-3 CARS)
	AIRPORT		TRAIL ACCESS
	WATERBODY		PORTABLE BATHROOM
	STREAM		PICNIC TABLE
	WETLAND		POSTAL OFFICE
	US HIGHWAY		BRIDGE
	LOCAL ROAD		TRAIL

0 0.2 0.4 0.6 0.8 MILES

